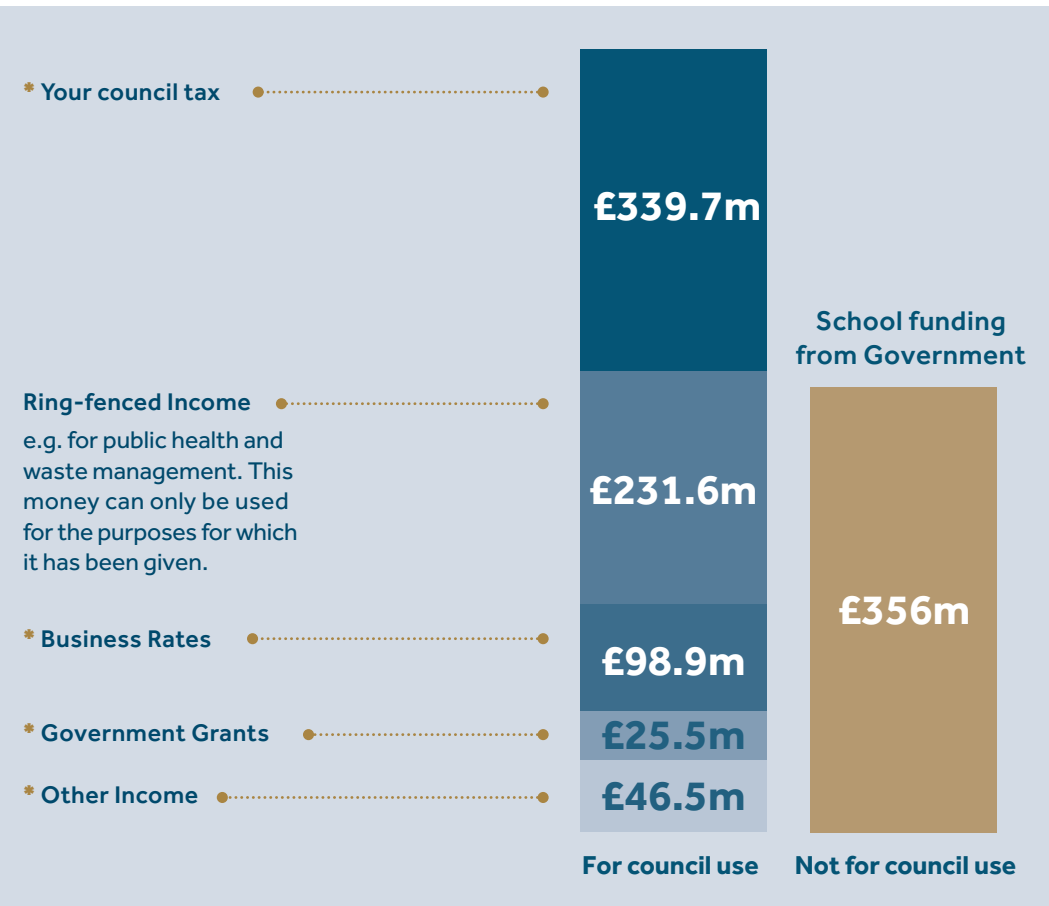


Where our money comes from

Over the next 12 months the county council will spend £510.6m providing day-to-day services for Staffordshire people. We receive our money from six general sources every year. Your council tax makes up just over a quarter of the funding we receive.



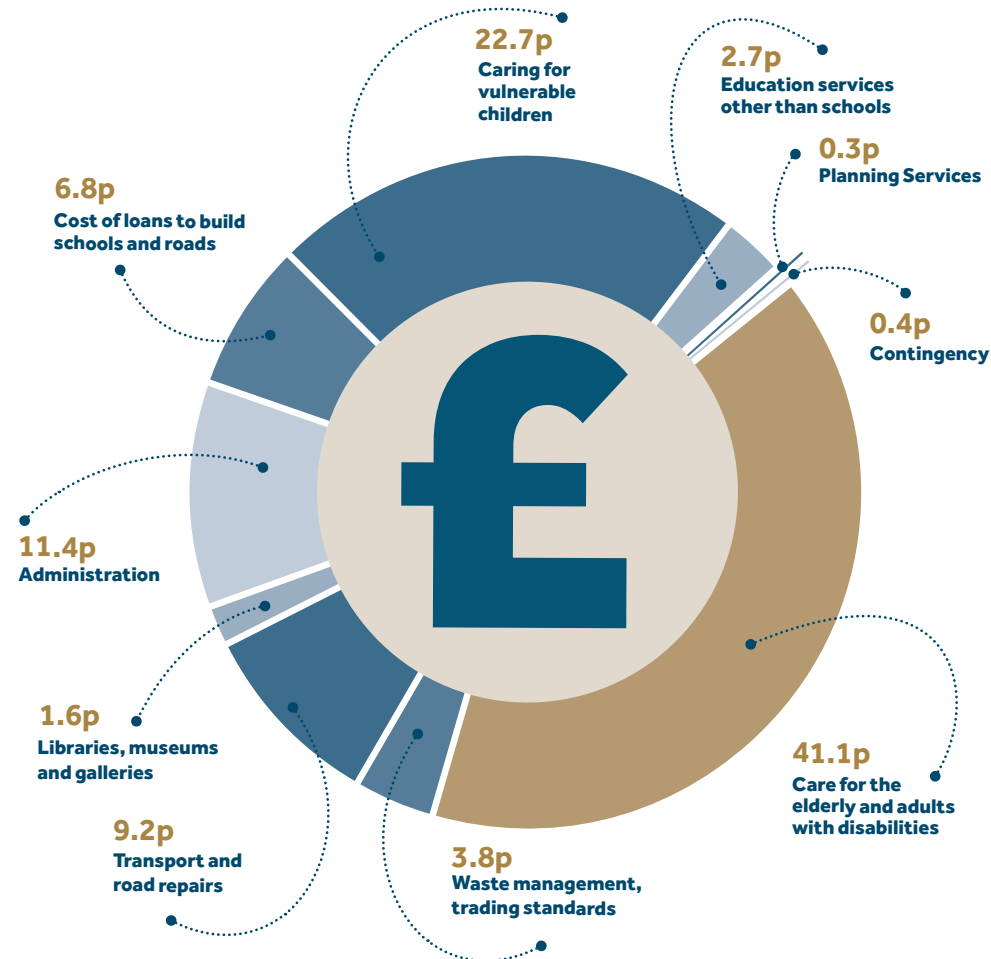
* These contributions make up our available funds for day-to-day services

Our total income is actually £1,098.2m. However, most of this money is either handed directly to schools or is for use on specific services such as public health or waste management, so we have no control over how it is spent.

Making the most of your money

More than 60% of your council tax pays to look after older people, vulnerable adults and children. This figure is rising every year. We also use your money to bring more investment and jobs to Staffordshire, maintain roads and provide waste disposal. We will continue to work with the NHS, emergency services and others to ensure that public money spent in Staffordshire delivers the biggest possible impact.

Out of every pound of our funds we will spend:



Stay connected

We will continue to listen and work with you to make the best use of our resources. If you have suggestions about how we might do things differently, please let us know:

Email: communications@staffordshire.gov.uk

Twitter: www.twitter.com/staffordshireCC

Facebook: www.facebook.com/yourstaffordshire

Sign up to our **Stay Connected** service for updates about the things that matter to you. Get free email alerts about road repairs, schools and education, job opportunities, latest news, what's on and much more.

Choose your favourite topics:

www.staffordshire.gov.uk/StayConnected

More about the council tax

For detailed information about the council tax and our spending:

www.staffordshire.gov.uk/counciltax

For general information about the council:

www.staffordshire.gov.uk

myStaffs App

Download the myStaffs App to access all the council services in your area on the go.

myStaffs



If you would like this information in large print, Braille, audio tape/disc, British Sign Language or any other language please ring: 0300 111 8000 or Minicom: 01785 276207.

SYN8658

Your Council Tax 2018-2019



Dear Resident,

From fixing potholes to caring for the elderly and vulnerable children, your council tax is spent on essential activities in your community that have a big impact on people's lives.

The county council has now agreed how it will spend its budget for the year ahead. In this booklet we explain where our funding comes from, how we spend it, and the impact it has on Staffordshire people.

One of the biggest pressures we face is that people are living longer, which is a good thing, but many suffer from ill-health in later life and need support. The number of children coming into care is increasing too. We will continue to protect those people such as the elderly, people with disabilities and children in our care who, through no fault of their own, need our help the most. In doing so, this means that in 2018-19 we will spend a record **£310 million** on care.

The challenge of setting a balanced budget is greater every year as the amount of funding we receive from government falls. In 2018-19 Staffordshire's government grant will reduce by more than £15m. Yet demand for the support we provide continues to rise.

Over the last eight years we have reduced our running costs by **£240 million** to help balance the books. We cannot spend more than we have coming in. We are working in new and lower cost ways, for instance by using more digital technology.

We are also encouraging more people to help one another in their communities, and to take greater responsibility for their own wellbeing, to live longer, healthier lives and reduce the cost to the public purse.

We also need to ask you to pay more, in particular towards the growing care bill. Council tax will increase by **2.95%** next year in line with inflation, plus an extra **3%** to be spent only on social care. This will see bills rise by around **£1.30** a week for a Band D home although Staffordshire council tax levels will remain among the lowest of any county in England.



Philip Atkins

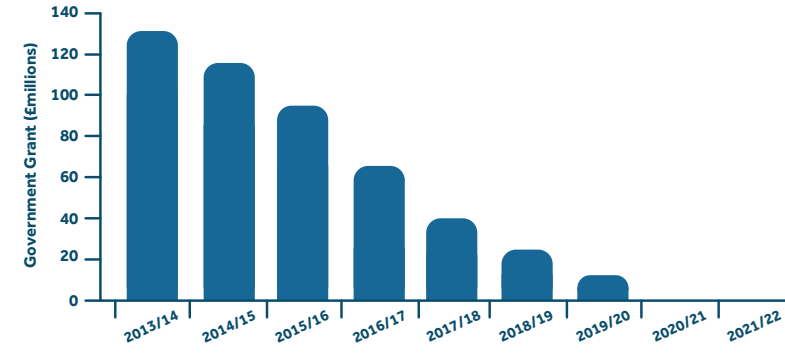
Philip Atkins OBE

County Councillor
Leader of Staffordshire County Council

More demand, falling income


Our funding is changing

By 2020/21 our government grant will fall to zero with services only funded by local council tax and business rates.



An ageing population

As the number of older people rises there will be fewer people of working age to support them.

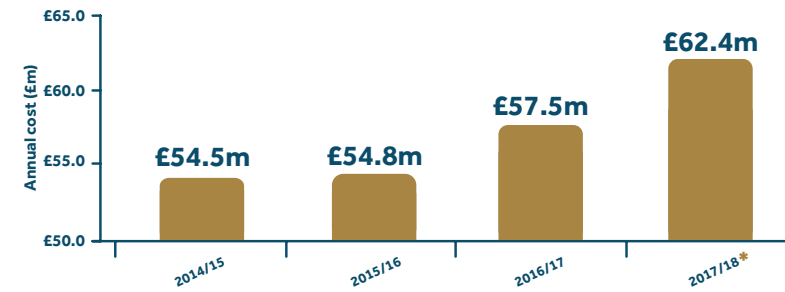


In 2006 there were 138,000 Staffordshire residents aged over 65 and 15,800 aged over 85. By 2016 this has increased to 182,900 aged over 65 (a 33% increase) and 21,700 aged over 85 (a 37% increase).

Ratio of older people to people of working age: 1985 5 to 1; 2000 4 to 1; 2015 3 to 1; 2030 2 to 1

More children coming into care

The number of children needing care or support has risen nationally in the last few years. In Staffordshire the costs associated with children in care have risen sharply.



*Figure for 2017/18 is a whole year estimate

Living in Staffordshire

Great Place to Live

- **Staffordshire is a safe place to live with the crime rate per 1,000 people below the average for England**
- **93% of residents surveyed are happy with their local area as a place to live**
- **98% of residents surveyed feel safe outside in their local area during the day and around 85% after dark – on par with, or better than, national averages**
- **Through an extra £10million investment over two years in crews and the latest technology, we have fixed more than 35,000 potholes in 2017-18, compared to around 20,000 in a typical year**

Jobs and Growth

- **78% of the county's adults have a job; this is higher than the average for England**
- **The number of available jobs in Staffordshire has increased by more than 25,000 since 2010**
- **Around 1% of the county's working age population claim out of work Universal Credit benefits including Job Seeker's Allowance, lower than national and West Midlands averages**

Skills and Education

- **75% of Staffordshire's five-year-olds are classed as 'ready for school' and start school equipped to succeed. This is higher than the average for England (71%)** (Source: The Department of Education)
- **More than 9,500 apprenticeships were started in 2016/17** (Source: The Department of Education and Skills Funding Agency)
- **By September 2017 89% of Staffordshire schools were judged by Ofsted as being Good or Outstanding. This is a 3% increase since 2016** (Source: Ofsted monthly management information)

Health and Wellbeing

- **Fewer Staffordshire five-year-olds have tooth decay than average**
- **The county has better take up of inoculations – diphtheria, tetanus, polio, measles, mumps and rubella – than most parts of the country**
- **Preventable death rates in Staffordshire have fallen and are similar to the average for England**

